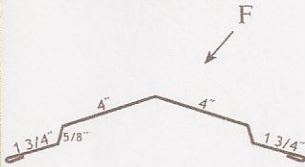
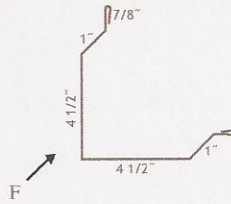


## Everlast II™ Post Frame Trim

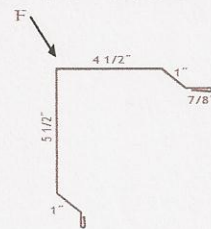
Ⓐ 29 Ga. 13" Univ. Ridge  
10'6" TLURC1xx



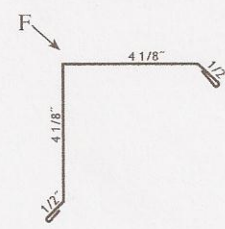
Ⓑ 29 Ga. Rake & Corner  
Ⓒ 10' 12' 14' 16' TLRC2xxxx



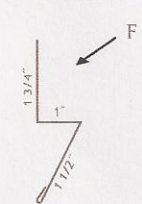
Ⓒ 29 Ga. Gable Trim  
10'2" TLGT5xx



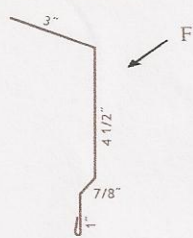
Ⓒ 29 Ga. AG4 Gable Trim  
10'2" TLFS17xx



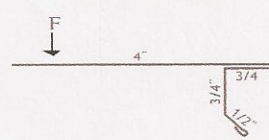
Ⓓ 29 Ga. Base Angle  
10'2" TLBA3xx



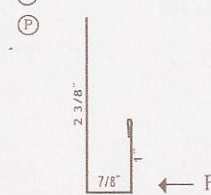
Ⓔ 29 Ga. Fascia Trim  
10'2" TLFT4xx



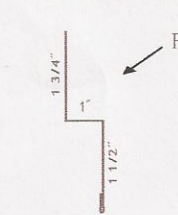
Ⓔ 29 Ga. Drip Edge  
10'2" TL6.5F60xx



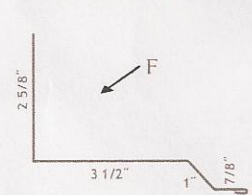
Ⓔ 29 Ga. "J" Channel  
10'2" TLJC6xx



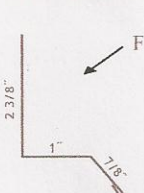
Ⓒ 29 Ga. Double Angle  
10'2" TLDA7xx




Ⓕ 29 Ga. Univ. Sidewall  
10'2" TLUS8xx



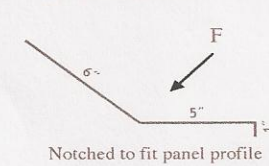
Ⓙ 29 Ga. Drip Cap  
10'2" TLDC9xx



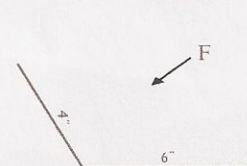
Ⓙ 29 Ga. Post Trim  
Ⓚ 10'2" TLPT10xxxx



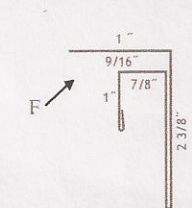
Ⓚ 29 Ga. Notched Endwall EL  
42" TLNEEL32xx



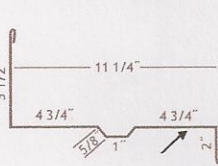
Ⓚ 29 Ga. Univ. Endwall  
10'2" TLUE11xx



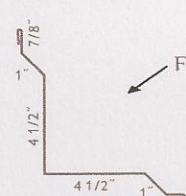
Ⓛ 29 Ga. "F" & "J"  
10'2" TLFJ12xx



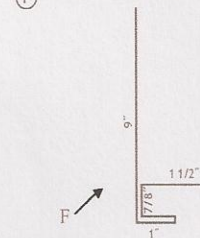
Ⓛ 29 Ga. 11.25" Fascia & Soffit  
10'2" TLFS17xx



Ⓜ 29 Ga. Inside Corner  
10'2" TLIC13xx



Ⓝ 29 Ga. Overhead Door  
10'2" 12'6" TLODT14xx



Ⓞ 29 Ga. Track Cover Cannonball FM  
10'2" TLCT15xx

